



aspire BED CRADLES

Bed Cradles are designed to support the weight of bed linen. This serves to relieve the lower legs and feet from pressure while also keeping sheets or blankets away from sores or wounds. Bed Cradles can also promote air circulation to help keep skin dry.

The Bed Cradle attaches to the bed very simply by inserting underneath the mattress. The sheets and blankets should be draped over the cradle and tucked under the mattress to hold them in place.

-  AS/NZ Approved
-  DVA Contracted



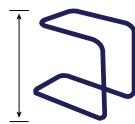
MODELS

- BEA014605 | Bed Cradle - Fixed Height
- BEA014610 | Bed Cradle - Adjustable Height

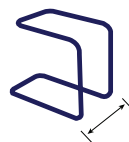
1	Keeps bed linen off sensitive areas of the patient by creating clearance between bed linen and mattress
2	Height adjustable model - Suitable for a range of mattress widths

3	Easily installed and removed
4	Powder coated treated steel construction
5	Warranty 12 months

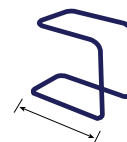
OVERALL HEIGHT



OVERALL WIDTH



OVERALL DEPTH



UNIT WEIGHT



	OVERALL HEIGHT	OVERALL WIDTH	OVERALL DEPTH	UNIT WEIGHT
BEA014605 Fixed Height	490mm	470mm	320mm	1.55kg
BEA014610 Adjustable Height	440 - 640mm	370mm	700mm	2.60kg

ASFY13.6 171116

