

SCOOTERS & POWERED WHEELCHAIRS



Pride Litestream Folding Electric Wheelchair
PWS654185 - Carbon Fibre
SWL 136kg



Whill C2 Pull Apart Power Wheelchair
Various sizes available
SWL 136kg



Quantum Q300M Power Chair
PWC655295
SWL 136kg



Aspire Boot Scooter Supalite (4-wheel)
SCT670616 - White
SWL 120kg



Aspire Midi Deluxe HS520
SCT671210 - White
SWL 136kg



Pathrider 140XL Scooter
Various colours available
SWL 181kg

RAMPS



Threshold Ramp
RAM656211 - Small
RAM656212 - Large
SWL 300kg




Modular Threshold Ramp
Various sizes and configurations available
SWL 385kg




Folding Ramp
Various sizes and configurations available
SWL 272kg



Edge Barrier Ramp
Various sizes and configurations available
SWL 300kg



Decpac Ramp
Various sizes and configurations available
SWL 300kg



Roll-A-Ramp
Various sizes and configurations available
SWL 450kg

RENT IT TODAY

Did you know that Aidacare offers a comprehensive range of equipment for rent? We've got you covered should you need any products for home care and recovery!

Scan the QR code or visit aidacare.com.au/products/hire for more details.



MAKE IT YOURS

Alternatively, you can purchase the items you're after and make them yours today. See our website for more information or speak to your local showroom staff for assistance.

For a **list of all our branches** scan the QR code or use the find a store function on our website.



PRINT AND DIGITAL RESOURCES

Check out our resources at aidacare.com.au or scan in the QR code below.



aidacare.com.au



NATIONAL COVERAGE

Located across all states of Australia, Aidacare have showrooms in capital city and regional locations. We also have network partners covering other areas, so our products are easily accessible.

Visit our showrooms and our expert, friendly staff are there to assist with all your needs. To find your nearest showroom go to aidacare.com.au or call **1300 133 120**.

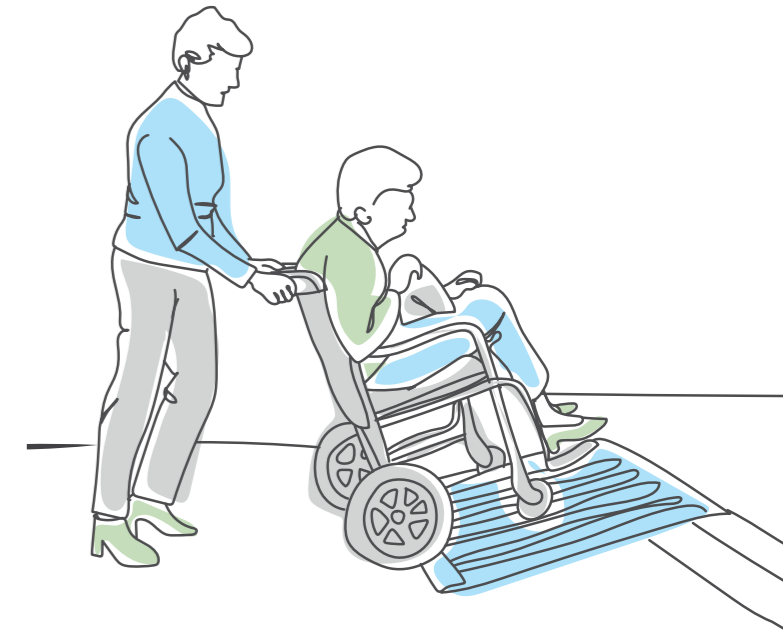
'Solutions for Living' Collection

You may also be interested in Aidacare's other 'Solutions for Living' Guides giving product range information for the following areas:

- Arthritis
- Back Conditions
- Bariatric Care
- Carer's Needs
- Dementia
- Effects Of Stroke
- Energy Conservation
- Falls Risks
- Hip And Knee Care
- Mobility And Access
- Neuro Conditions
- Paediatric Care
- Positioning Needs
- Pressure Care
- Therapy And Exercise
- Travel



SOLUTIONS FOR LIVING



SUPPORTING MOBILITY & ACCESS

1300 133 120 | aidacare.com.au



ABR126-6-201123

SUPPORTING MOBILITY AND ACCESS NEEDS AT HOME

Mobility issues touch everyone's life at one time or another. Many people experience reduced mobility in various situations including young people with sporting injuries, older people with less agility or people with disability. It is crucial to acknowledge that the entire community benefits from a more accessible environment.

Everybody has a right to access their environment and Aidacare are proud to offer a range of mobility and access solutions to facilitate this. This guide was created to give you an overview of the equipment that can assist to overcome the obstacles you might face.

SWL – Safe Working Load is the manufacturer's recommended maximum weight load for a product. Allowance should also be made for fluctuations in body weight and additional items that may be carried by the equipment user, such as equipment accessories or bags.

NOT QUITE SURE?

Do you need help with product selection and sizes? Please contact Aidacare on 1300 133 120. For Therapist Solutions please enquire about how else we can help you.

For a full range of assistive equipment that may help a patient with mobility and access needs, please scan the QR code.



MANUAL WHEELCHAIRS



Aspire Evoke 2 Wheelchair

Various options available
SWL 150 - 190kg



Aspire VIDA Wheelchair

Various options available
SWL 135kg



Aspire Socialite Folding Wheelchair

Various options available
SWL 115kg



Aspire Lite Transit Wheelchair Attendant Propelled

MWS442301
SWL 120kg



Aspire Rehab RX Wheelchair

Various options available
SWL 180kg



Pride Power Assist

Various options available
SWL 120 - 182kg

WALKING STICKS



Folding Walking Stick

WAS744700
SWL 100kg



Freedom Plastic T Handle Walking Stick

Various colours available
Height adjustable:
770 - 970mm
SWL 110kg



Swan Neck Walking Stick with Strap

Various options available
Height Adjustable:
730 - 985mm
SWL 110kg



Crook Handle Walking Stick

WAS744200
Height Adjustable:
762 - 991mm
SWL 113kg



Walking Stick - Airgo Comfort Plus Offset Cane with MiniQuad

Various colours available
SWL 136kg



Quad Base Walking Stick

Various sizes available
SWL 113kg

CRUTCHES & WALKING FRAMES



Forearm Crutches Adult/Medium

Various sizes available
SWL 180kg



Youth Forearm Crutches

Various sizes available
SWL 100kg



Red Dot Underarm Crutches

Various sizes available
SWL 136kg



Aluminium Folding Walking Frame

Various sizes available
SWL 127kg



Walking Aid Accessories

Various products available



Aspire Knee Walker

WAF712200
SWL 145kg

ROLLATORS & FOREARM WALKERS



Aspire Classic 8 Seat Walker

Various colours available
SWL 130kg



Aspire Vogue Carbon Fibre Seat Walker

Various colours and sizes available
SWL 150kg



Aspire Vogue Adventure Seat Walker

WAF705450
SWL 200kg



Freedom Hybrid Transroller Seat Walker / Wheelchair

WAF705340
SWL 136kg



Aspire Vogue Forearm Walker

WAF705400
SWL 150kg



Aspire Vogue Indoor Walker

Various colours available
SWL 110kg